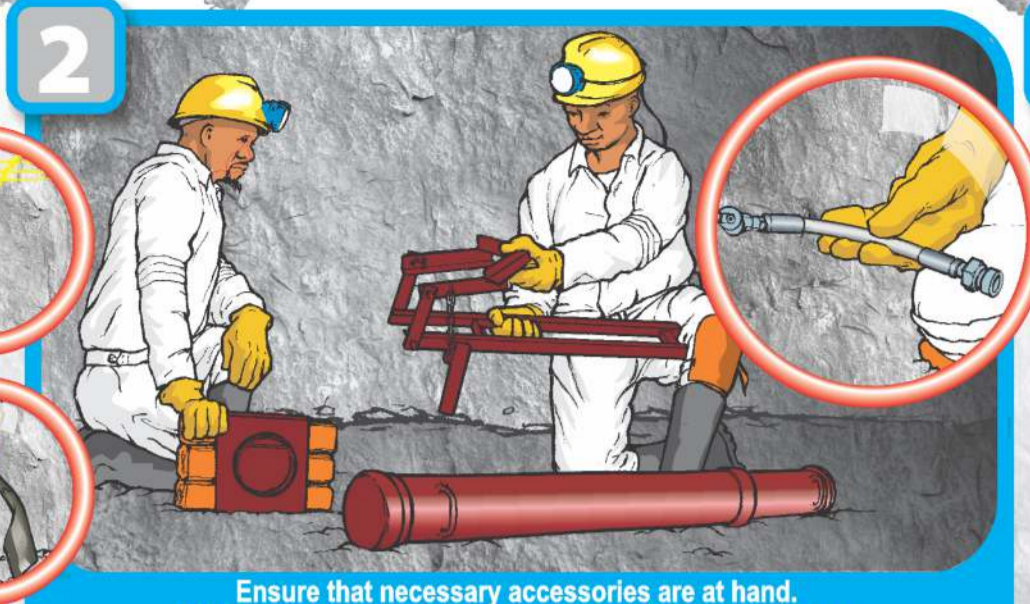


# XT150


SACRIFICIAL FRICTION PROP - for permanent installation



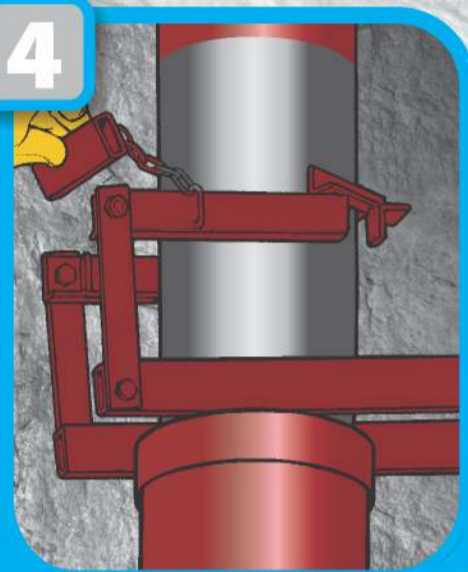
**1** Mandatory PPE to be worn according to mines' standards. Make safe and mark prop position and clean floor to solid ground.



**2** Ensure that necessary accessories are at hand. Select approved headboard and attach to the top of prop



**3** Place the prop into position 90 degrees to the strata.



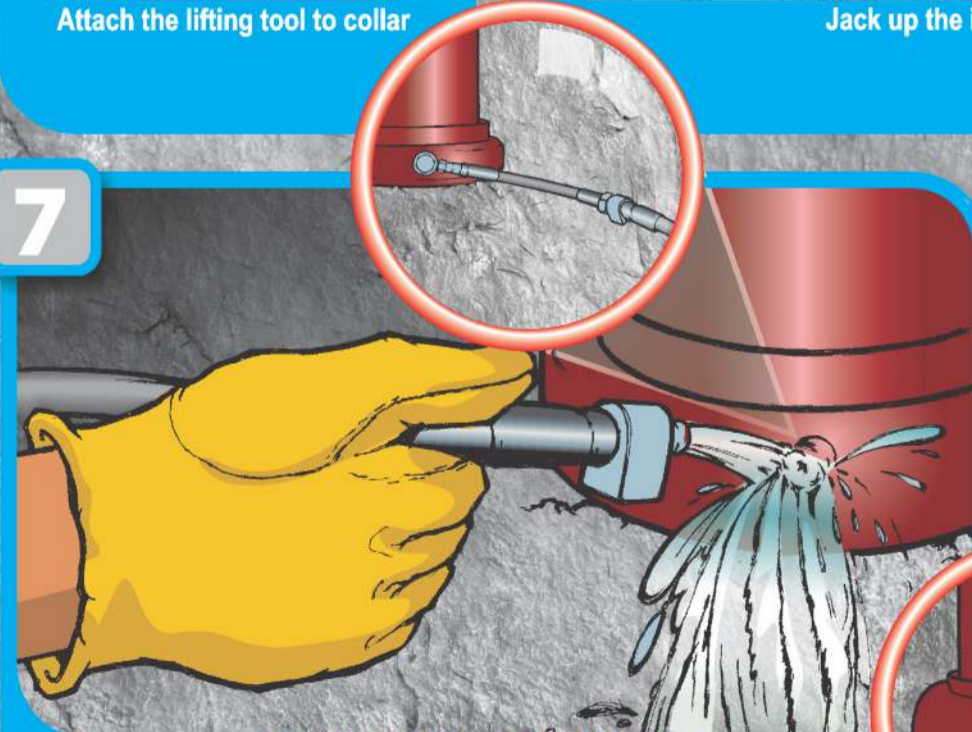
**4** Attach the lifting tool to collar



**5** Jack up the inner tube with the lifting tool.



**6** Remove plastic cap and flush



**7** Pressurize the pod until load achieved.



**8** Measure and mark as per mine's standard...  
...Repeat installation procedure.

| INSTALLATION LENGTH |     | MASS |
|---------------------|-----|------|
| MIN                 | MAX | KG.  |
| 0.9                 | 1.0 | 25   |
| 1.0                 | 1.2 | 28   |
| 1.2                 | 1.5 | 35   |
| 1.4                 | 1.8 | 38   |
| 1.6                 | 2.0 | 41   |
| 1.8                 | 2.5 | 50   |
| 2.3                 | 3.2 | 61   |
| 2.6                 | 3.5 | 65   |
| 3.4                 | 4.5 | 83   |
| 4.4                 | 5.5 | 100  |

ACCESSORIES  
1 X LIFTING TOOL  
1 X ADAPTOR HOSE  
1 X PUMP FOR PSU

OTHER PROP SIZES AVAILABLE  
ON REQUEST



[www.elbroc.co.za](http://www.elbroc.co.za)

## ELBROC

### MINING PRODUCTS

Factory: 19 Brewery Street, Isando, South Africa.  
P.O. Box 261, Isando, 1600  
Tel +27 11 974-013 Email: [sales@elbroc.co.za](mailto:sales@elbroc.co.za)